




SOLO[®] & MILK

- On/off switch (0 watt feature)
- Freely adjustable water quantity 30-220 ml
- Single-cup dispensing or 2 cups at once (Double-Cup mode)
- 3 settings for coffee strength
- Symbol display with red LEDs
- Button for steam
- Valve for steam and hot water dispensing
- Steam pipe



Further product details:

- Conical steel grinder with 3 settings
- Freely adjustable water quantity 30-220 ml for small and large cups
- Chrome elements: coffee outlet, dial, on/off switch
- Removable water tank with 1.2 l capacity and automatic water level monitoring
- 1,400 watts
- Dimensions (W x H x D) 200 x 325 x 455 mm

	Product name	Type number	GTIN
	Solo [®] & Milk silver/black	E 953-102	40.06508.20288.1



PREMIUM

COMFORT

STANDARD



SOLO[®] & MILK

A LITTLE MIRACLE WITH AN EXTRA FOR FROTHED MILK



The following type of coffee drinker is more common than you might think - they like to drink lots of coffee - mostly pure. But now and then they may also want a cappuccino with delicious frothed milk. We think - they may like the Solo[®] & Milk.

First of all, it is small and space-saving and therefore fits into even the smallest kitchen. But the special extra is the Pannarello. It brings out the barista in everyone, because it can be used to prepare frothed milk in the traditional way - just like in a café. The perfect addition to the Solo[®] & Milk is the Melitta[®] Companion[®] App. With lots of information about coffee, care instructions and other features.

Turn your customer into a barista!

HIGHLIGHTS:



Frothed milk steam nozzle (Pannarello)

With the Pannarello you can prepare wonderfully light frothed milk. If you like, you can also heat water or milk with it.



A slim miracle


The Solo[®] & Milk is really slim - only 20cm wide! We don't need more space than that for the high-quality Melitta[®] technology.

SMART SUPPORT



Download the Melitta[®] Companion[®] app to your smartphone. There you will find practical information and tutorials. Fast service is of course also available with the app.

UNIQUE COFFEE ENJOYMENT



Aroma-Extraction-System (A.E.S.)

More flavour with pre-brewing: The freshly ground coffee is moistened with water before the actual brewing process. As a result, the flavours dissolve better.



Adjustable coffee strength

The intensity of the coffee strength is easy to adjust from mild to medium to strong. You can adjust the amount of coffee, too, of course. Variable - exactly the way you like it.



Three grinder settings

Coffee just the way connoisseurs like it - freshly ground from whole beans.

INTUITIVE TO USE



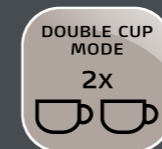
LED symbol display

It goes without saying - the LED display with red symbols makes using the fully automatic coffee machine simple and convenient.



Height adjustable coffee outlet

The outlet is height-adjustable up to 135 mm so that you can also use glasses or extra large mugs.



Double Cup Mode

It's better together - The Double Cup Mode allows you to make two cups of espresso or café crème at the same time. It is of course also suitable for those who drink a lot of coffee.



Energy efficiency

When the 0 watt switch is pressed, the Solo[®] & Milk disconnects from the mains. Your last settings will of course be retained.

EASY TO CLEAN AND CARE FOR



Removable brewing unit

The complete brewing unit is easy to remove and is simple to clean. The interior of the machine is accessible and can be cleaned without any problems.



Automatic cleaning and descaling programme

Communication is everything. Your fully automatic coffee machine informs you on the display when it needs to be cleaned or descaled.



Water filter compatibility

Fresh softened water - for better tasting coffee - The Melitta[®] PRO AQUA water filter is simply inserted into the water tank of the fully automatic coffee machine, providing protection against limescale deposits and long lasting improvements in water quality.