




Further product details:

- Aroma-Extraction-System (A.E.S.), pre-brewing feature to unfold the full flavour of your coffee
- 3 settings for brewing temperature (85 °C / 90 °C / 95 °C)
- Automatically adjusts grinding amount to guarantee consistently the best coffee results
- Stainless steel cup tray to warm your cups (passive)
- Practical castors to move the machine easily
- Fill chute for ground coffee
- Removable water tank 1.8 l capacity and automatic water level monitoring
- Energy saving feature, 0 watt switch and programmable auto off feature
- Pump pressure 15 bar
- 1,400 watts
- Dimensions (W x H x D) 255 x 352 x 473 mm
- Incl. measuring spoon and Pro Aqua water filter with key

Product description	Type No.	GTIN 40.06508.
 LatteSelect Silver/black	F63/0-201	223817



Coffee Enjoyment



LATTE SELECT

PREMIUM

COMFORT

STANDARD



Coffee Enjoyment



LATTESELECT

ONE TOUCH AHEAD!



With the LatteSelect from Melitta, you are just one touch of a button away from perfect coffee enjoyment. The touch operation has been made even more intuitive thanks to the real-image colour display. You just need to touch the sensor fields once and the coffee variation you want will be prepared. You can also prepare two beverages at the same time if you want. In addition, you have the option of selecting one of the twelve coffee recipes. Thanks to the „My Coffee Memory“ function, up to six persons can save their individual settings under a name. Also, LatteSelect has a two-chamber bean container for individual tastes.

Perfect coffee enjoyment has never been so easy!

HIGHLIGHTS



Whisper quiet grinder

The LatteSelect features an ultra quiet grinder that uses a low-noise grinding process. It allows you to enjoy the preparation of your coffee in peace.



Ease of Use

The touch surface of the sensor fields makes it easy to use. Step by step instructions on the high resolution TFT colour display guide you through the menu in a self-explanatory way.



12 Coffee recipes

Do you love variety? Your fully automatic coffee machine will fulfil many of your coffee wishes. Select the four classics – espresso, café crème, cappuccino and latte macchiato – with just a light touch. Use the menu to make 8 other coffee specialities such as lungo, americano or espresso macchiato.



Manual Bean Select

Not those beans? Then the others... So that you always get the best flavour from your coffee specialities, you can fill the two chamber bean container with two types of coffee beans.* People often put fine, mild coffee beans in one chamber and aromatic, strong espresso beans in the other. And if you happen to have ground coffee, just put it in the ground coffee chute and enjoy!



Anti Scratch

The newly designed drip tray has a stainless steel drip plate with an integrated high-quality anti-scratch plastic insert.



Pro Aqua Filter technology

To make your coffee taste even better use a Melitta® Pro Aqua water filter. Another advantage is that when you do, then your machine only needs to be descaled once a year**. The filter prevents limescale deposits in the water system for as long as possible.

* Note: Since after changing the bean type manually, coffee of the previous type remains in the grinder and should be used up, a complete switch to the new type of coffee bean occurs after max. 2 – 3 cups depending on the coffee strength settings.

** Based on a 120 ml cup, 6 cups a day and changing the filter 6 times in accordance with the appliance specifications.

UNIQUE COFFEE ENJOYMENT




My Coffee Memory

Your fully automatic coffee machine remembers your coffee preferences. With the „My Coffee Memory“ feature you can set your favourite coffee specialities without having to study computer science. And before other people at home or in the office get envious, you can share the convenience – your machine saves the personal preferences of up to six people.



Italian Preparation Process

Coffee? Milk? Frothed milk? What was the right order again? It's good if you know the original Italian recipes. The clever Italian Preparation Process guarantees that the ingredients are added in the right order.



Aromatic coffee enjoyment

Due to the ideal contact time between the water and coffee, the aroma can develop perfectly.



Brewing strength and grinding fineness

For individual tastes, the brewing strength can be adjusted to 4 settings and the grinding fineness to 5 settings.

INTUITIVE TO USE



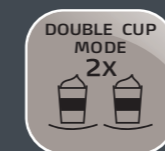
One Touch

Espresso, Café Crème, Cappuccino and Latte macchiato can be selected with just one touch. Warm milk, frothed milk or hot water are also available easily and conveniently with One Touch.



All-in-One outlet

Thanks to separate nozzles for coffee, milk and hot water you don't need to move the cup while your coffee is being made. So that you can also use authentic, high latte macchiato glasses, the outlet is height adjustable up to 140 mm.



Double Cup Mode

It's better together – with the Double Cup Mode you can simultaneously prepare two cups of many coffee specialities with or without milk. Also good for those who drink a lot of coffee of course.

EASY TO CLEAN AND CARE FOR



Removable brewing unit

The whole brewing unit can be removed and is easy to clean. This makes the inside of the machine accessible too, so it can also be cleaned without problem.



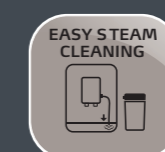
Automatic cleaning and descaling programme

Communication is everything. Your fully automatic coffee machine informs you on the display when it needs to be cleaned or descaled.



Plug-in milk system

The milk system with its external, dishwasher-safe milk container is easy to remove and fits in any fridge. The separate milk unit in the outlet also ensures cleanliness, as it is separate from the coffee system. It too is easy to remove and clean.



Easy Steam Cleaning

Fast and hygienic – each time you make a drink with milk, your fully automatic machine offers to clean the parts in contact with milk. At the press of a button hot water and steam start cleaning thoroughly.